






# ASSEMBLY INSTRUCTION

## ITX-TOP | Insertion Tool for X-TOP Boot

ITX-TOP  
(Insertion Tool)



- Ⓐ Position the Insertion Tool onto the cable.
- Ⓑ Wet the tip with mounting fluid.
- Ⓒ Slide the cable with the tool through the boot.
- Ⓓ Remove the tool.

Complete the assembly according to the instructions of the respective product.

NEUTRIK AG LI T: +423/237 24 24 F: +423/232 53 93  
NEUTRIK USA Inc. USA T: +1 704 / 972 3050 F: +1 704/438 9202  
NEUTRIK (UK) Ltd. UK T: +44 1983 / 811 441 F: +44 1983/811 439  
NEUTRIK Vertriebs GmbH DE/NL/AT/DK T: +49 8131 / 280 890 F: +49 8131/280 830

NEUTRIK France FR T: +33 1/4131 6750 F: +33 1/4131 0511  
NEUTRIK Tokyo Ltd. JP T: +81 3/3663 4733 F: +81 3/3663 4796  
NEUTRIK Hong Kong Ltd. HK T: +852/2687 6055 F: +852/2687 6052  
NEUTRIK India Pvt. Ltd. IND T: +91/982 05 43 424 F: +91/22 26163 540

Draft. Nr.: BDA 582 V1 | Update: 2019-10-17 | Data subject to change without prior notice. ©2019 NEUTRIK®. ALL RIGHTS RESERVED. NEUTRIK® is a registered trademark.

[www.neutrik.com](http://www.neutrik.com)

**NEUTRIK®**